

IP65

IK08

5
YEARS
WARRANTY

Gamas

Gamas series bollards are widely preferred in residential projects. Cylindrical shape opal diffuser enables light distribution to its surrounding 360°. Technically and decoratively developed against corrosive environmental conditions. Body components are constructed from aluminium.

This bollard range is developed to function with energy efficient led technology to create ambient lighting.

EN

- Corrosion resistant aluminium body.
- Mains voltage: 220-240V / 50-60Hz.
- Convenient to be used with module led.
- Led colour temperatures are optionally 2700K, 3000K, 3500K, 4000K and 5000K.
- Thermal shock resistant diffuser glass.
- Weatherproof and durable silicone rubber gasket.
- Ultraviolet stabilized polyester powder coat finish in white, black, dark gray and light gray finish.
- Double layer polyester powder paint resistant to corrosion and salt spray fog.
- All external screws are stainless steel.
- High colour consistency: <3 SDCM

TR


- Korozyona dayanıklı alüminyum gövde.
- 220-240V / 50-60Hz enerji giriřli.
- Modül Led ile kullanıma uygundur.
- 2700K, 3000K, 3500K, 4000K ve 5000K renk sıcaklıęı seçenekleri mevcuttur.
- Termal řoka dayanıklı plexi cam.
- Su geçirmezlięi saęlayan silikon conta.
- Ultraviyole ışımaya dayanıklı beyaz, açık gri, antrasit gri ve siyah elektrostatik toz boyalı.
- Çift katmanlı polyester toz boya sayesinde korozyona ve tuza dayanıklı gövde.
- Tüm dış civatalar paslanmaz çelik.
- Yüksek LED renk uyumu: <3 SDCM



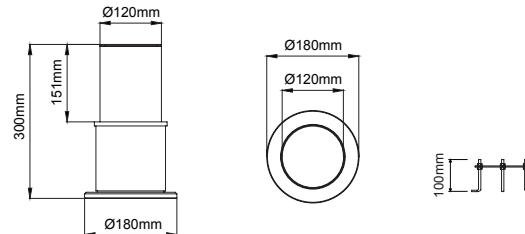
PBS SASO CB LVD ENEC CE IP65 IK07

LED A A+ A++ kg 2.1 CRI 80

0° 0°

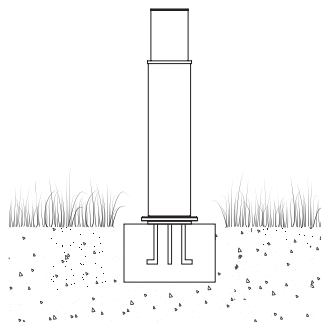


Technical Drawing / Teknik Çizim



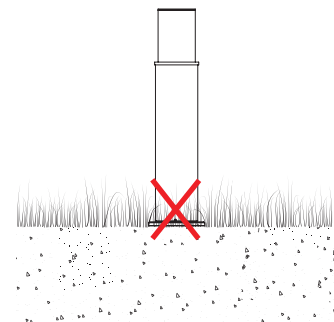
Correct fixing method
Bollard fixed on concrete with fixing bolts.

Doğru montaj şekli
Bollard beton yüzey üzerine ankraj ile monte edilmelidir.

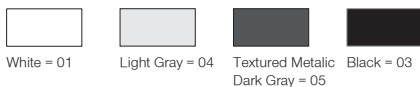


Incorrect fixing method
Do not fix the bollard directly on the ground.

Yanlış montaj şekli
Armatürü direk yumuşak toprak yüzeyine monte etmeyiniz.



4 / Product Color / Ürün Renk



Gamas / 007.BL.07901



Power / Güç	CRI	Order Code / Sipariş Kodu	Kelvin	Lümen T _c =50° Lümen
20W	CRI>80	007.BL.07901 . (.) . (..) . (..) . (..)	2700K	2590
			3000K	2640
			3500K	2695
			4000K	2750
			5000K	2830
			6500K	X

* Code example / Kod örneği:

007.BL.07901 . 20 . 827 . 01

1 2 3 4

- 1- Product code / Armatür kodu
- 2- Power / Güç
- 3- CRI / Kelvin
- 4- Colour / Ürün renk


Complete Code / Komple Kod	2	3	4
	Watt - Driving Current / Watt - Sürüş Akımı	CRI / Kelvin	Product Color / Ürün Renk
007.BL.07901 . (.) . (..) . (..) . (..)	20W 20W	827 CRI>80 - 2700K	01 white
		830 CRI>80 - 3000K	02 ral 9010
		835 CRI>80 - 3500K	03 black
		840 CRI>80 - 4000K	04 gray
		850 CRI>80 - 5000K	05 dark gray
			06 special color



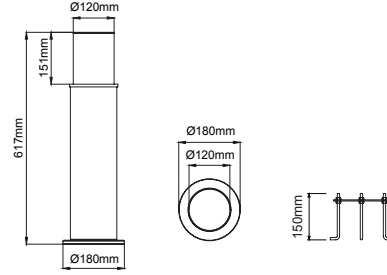
PBS SASO CB LVD ENEC CE IP65 IK07

LED A A+ A++ 3.2 kg CRI 80

0° 0°

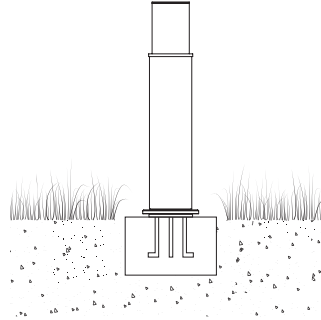


Technical Drawing / Teknik Çizim



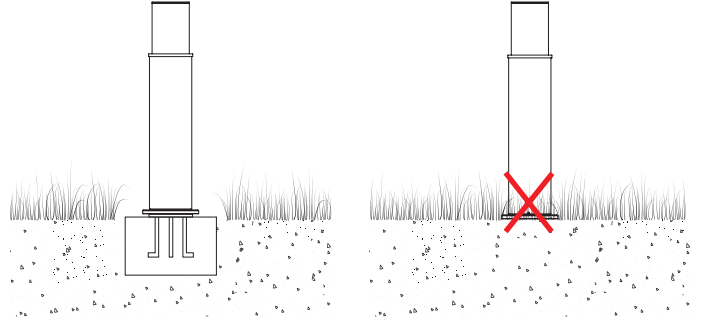
Correct fixing method
Bollard fixed on concrete with fixing bolts.

Doğru montaj şekli
Bollard beton yüzeyi üzerine ankraj ile monte edilmiştir.

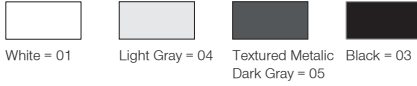


Incorrect fixing method
Do not fix the bollard directly on the ground.

Yanlış montaj şekli
Armatürü direk yumuşak toprak yüzeyine monte etmeyiniz.



4 / Product Color / Ürün Renk



Gamas / 007.BL.07902



Power / Güç	CRI	Order Code / Sipariş Kodu	Kelvin	Lümen T _c =50° Lümen
20W	CRI>80	007.BL.07902.(.) . (...) . (.) . (.)	2700K	2590
			3000K	2640
			3500K	2695
			4000K	2750
			5000K	2830
			6500K	X

* Code example / Kod örneği:

007.BL.07902.20.827.01

1 2 3 4

1- Product code / Armatür kodu

2- Power / Güç

3- CRI / Kelvin

4- Colour / Ürün renk


Complete Code / Komple Kod	2	3	4
	Watt - Driving Current / Watt - Sürüş Akımı	CRI / Kelvin	Product Color / Ürün Renk
	20 20W	827 CRI>80 - 2700K	01 white
		830 CRI>80 - 3000K	02 ral 9010
		835 CRI>80 - 3500K	03 black
		840 CRI>80 - 4000K	04 gray
		850 CRI>80 - 5000K	05 dark gray
			06 special color



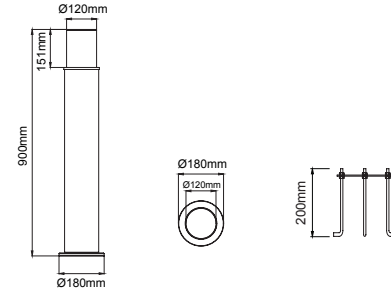
PBS SASO CB LVD ERL CE IP 65 IK07

LED A A+ A++ kg 4.3 CRI 80

0° 0°

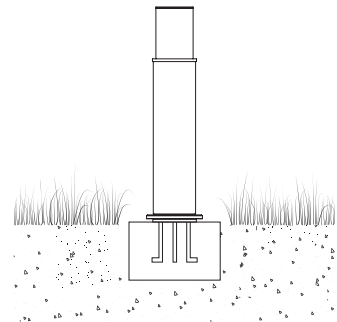


Technical Drawing / Teknik Çizim



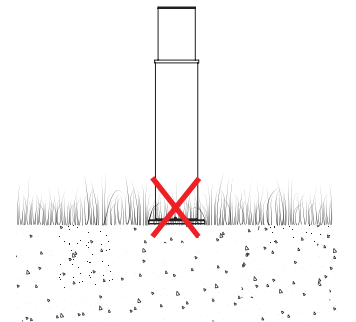
Correct fixing method
Bollard fixed on concrete with fixing bolts.

Doğru montaj şekli
Bollard beton yüzey üzerine ankraj ile monte edilmelidir.

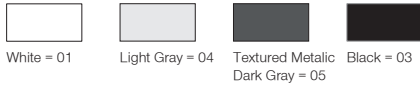


Incorrect fixing method
Do not fix the bollard directly on the ground.

Yanlış montaj şekli
Armatürü direk yumuşak toprak yüzeye monte etmeyiniz.



4 / Product Color / Ürün Renk



Gamas / 007.BL.07903



Power / Güç	CRI	Order Code / Sipariş Kodu	Kelvin	Lümen T _c =50° Lümen
20W	CRI>80	007.BL.07903 . (.) . (..) . (..) . (..)	2700K	2590
			3000K	2640
			3500K	2695
			4000K	2750
			5000K	2830
			6500K	X

* Code example / Kod örneği:

007.BL.07903 . 20 . 827 . 01

1 2 3 4

- 1- Product code / Armatür kodu
- 2- Power / Güç
- 3- CRI / Kelvin
- 4- Colour / Ürün renk

Complete Code / Komple Kod	2	3	4
	Watt - Driving Current / Watt - Sürüş Akımı	CRI / Kelvin	Product Color / Ürün Renk
007.BL.07903 . 20 . 827 . 01	20 20W	827 CRI>80 - 2700K	01 white
		830 CRI>80 - 3000K	02 ral 9010
		835 CRI>80 - 3500K	03 black
		840 CRI>80 - 4000K	04 gray
		850 CRI>80 - 5000K	05 dark gray
			06 special color