


YATOMI Linea Led



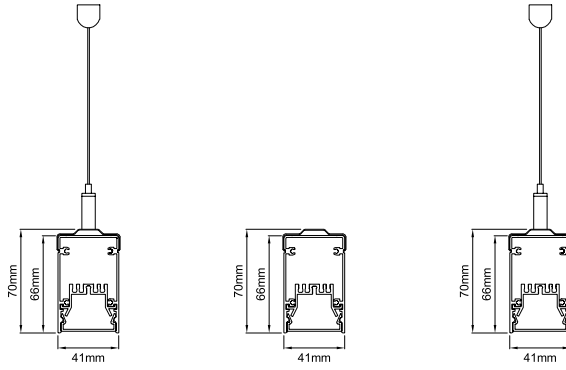
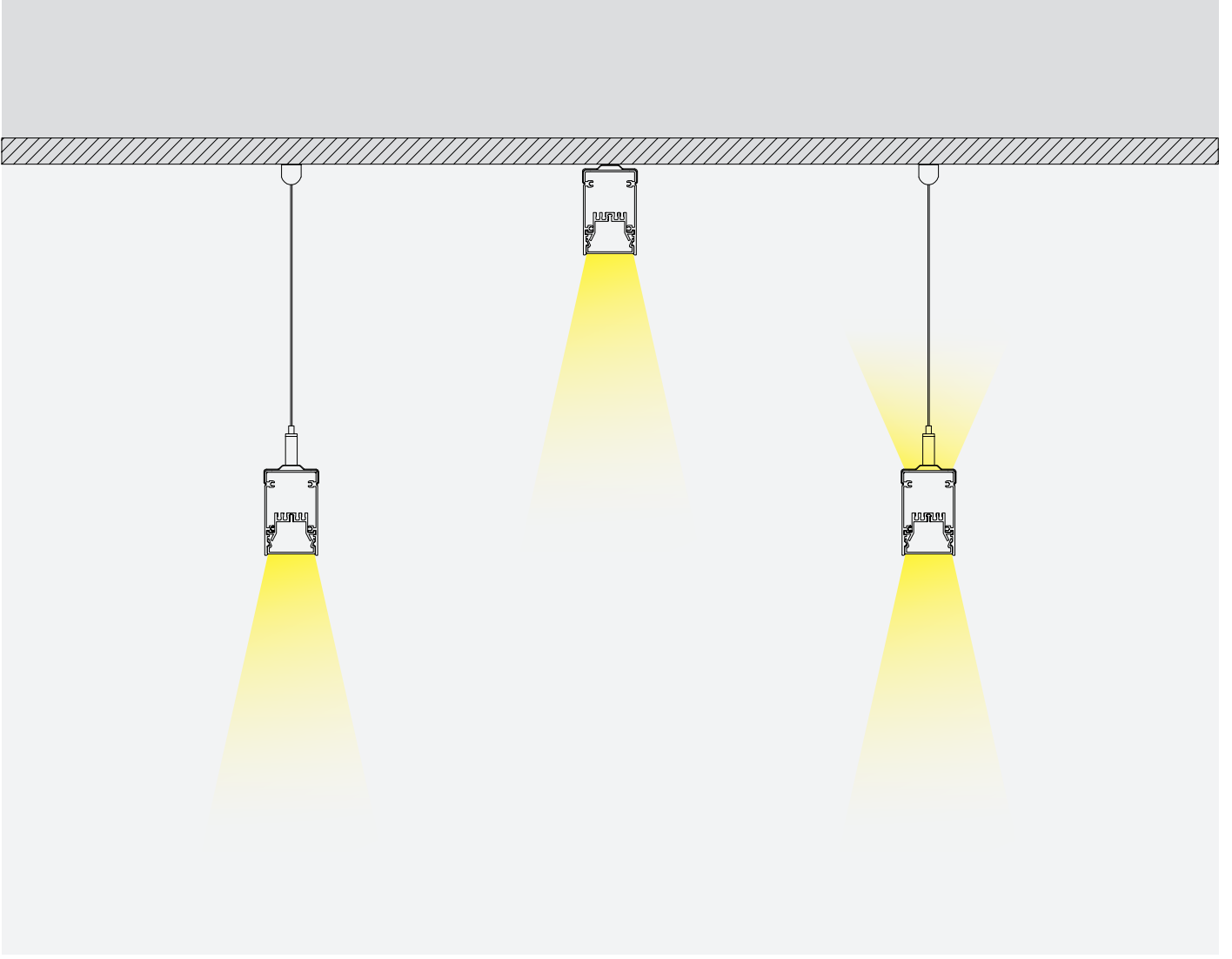


YATOMI is an ideal solution for many applications including office lighting, retails, hospitals etc. Minimalist profile enables this product widely preferred in various spaces. 2700K, 3000K, 3500K, 4000K and 5000K alternatives available together different power and luminaire size and DIM options including DALI, Tunable White, Wireless DIM etc.

Suspendant direct, direct/indirect, surface mounted and track mounted options available.

YATOMI ofis, mağaza, hastane vb alanlarda aydınlatma çözümleri sağlar. Minimal profil yapısı sayesinde ofis ve benzeri alanlarda yaygın olarak tercih edilir. 2700K, 3000K, 3500K, 4000K ve 5000K seçenekleri farklı güç, boy ve DIM tercihleri ile uygulanabilir. DIM seçenekleri arasında DALI, Dinamik Beyaz, Kablosuz DIM gibi seçeneklerde mevcuttur.

Sarkıt direkt, sarkıt direkt/endirekt, sivaüstü ve raya monte montaj seçenekleri mevcuttur.




YATOMI Linear System

Yatomi Linear System consists of many different versions including suspndant direct, suspndant direct/indirect, and surface mounted including various dim options and lenghts.

Avolux Yatomi serisi saktik direkt, sarkit direkt/endirekt ve sivaüstü dahil farklı montaj şekillerine sahiptir. Birçok farklı boy ve dim seçenekleri uygulanabilir.



DIM Options / DIM seçenekleri




	Yatomi Susp.	Yatomi Surface	Yatomi Track	Yatomi Dir./Ind.
ON-OFF	•	•	•	•
PHASE CUT DIM / FAZ DİM	Ext.Code / Kod: .PH			
1-10V DIM	Ext.Code / Kod: .VO			
DALI DIM	Ext.Code / Kod: .DA			
WIRELESS DIM / KABLOSUZ DİM	Ext.Code / Kod: .WD			
WARM DIM / SICAK DİM	Ext.Code / Kod: .WM			
TUNABLE WHITE / DİNAMİK BEYAZ	Ext.Code / Kod: .TW			

Wireless DIM / Kablosuz DIM

Avolux offers wireless DIM control on its YATOMI linear range that provides easy control and saves time on wiring during installation.

Avolux YATOMI serisi armatürlerinde kablosuz DIM seçeneği sunarak kolay kontrol olanağı sunar. Ürün montaj kurulum esnasında daha az kablolama ile zamandan tasarruf sağlar.



CRI

Avolux offers both CRI>80 and CRI>90 colour rendering index options in its Yatomi linear range.

Avolux Yatomi serisi armatürlerinde CRI>80 ve CRI>90 renk seçeneklerini sağlayabilmektedir.



Tunable White / Dinamik Beyaz

AVOLUX can apply Tunable White control to its YATOMI linear system. Via smart phone or bluetooth switch, individual control or grouping selections possible. Complex solutions can be easily performed.

Avolux YATOMI serisi armatürlerinde dinamik beyaz ışık kontrolü seçeneği sunmaktadır. Akıllı telefon veya bluetooth anahtarlar ile ışık kontrolü sağlanabilir. Armatürler tek tek veya grup halinde kontrol edilerek yüksek adetli armatür içeren projeler dahil kolaylıkla sisteme adapte edilebilir.




Android & iOS



Xpress



Yatomi Suspendant



* Code example / Kod örneği:

102.LL.19318.1175.034.830.01

- 1- Product code / Armatür kodu
- 2- Length / Uzunluk
- 3- Power / Güç
- 4- CRI / Kelvin
- 5- Colour / Ürün renk
- 6- Control type / Kontrol tipi

Suspension Wire

Sarkıtma Teli



Suspension Profile


Sarkıtma Teli Bağlantı Profili



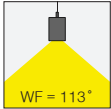
5 / Product Color / Ürün Renk



Technical Drawing / Teknik Çizim



Beam Angle / Işık Açısı








Product Data / Armatür Data	
Item No / Ürün Kod	102.LL.19318.1175.034.830.01
Family Name / Aile Adı	Yatomi
Material / Malzeme	Aluminium Profile / Alüminyum Profil
Form / Biçim	Linear / Lineer
Profile Width / Profil Geniřlięi	40mm
Profile Height / Profil Yükseklięi	66mm
Installation Type / Kurulum Türü	Suspendant, Surface Mounted and Track Mounted / Sarkıt, Sıvaüstü ve Raya Monteli
Efficiency / Verimlilik	>108lm/W
CRI	80
Light Distribution / Işık Dağılımı	Symmetric Wide Flood / Simetrik Geniş Açı
Protection Rating / Koruma Sınıfı	20
Lifetime / Armatür Ömrü	L70 / B50 50000 h
Optic / Optik	Opal Diffuser / Opal Pleksi

Yatomi Suspendant

Yatomi Suspendant / 102.LL.19318

Lenght / Uzunluk (A)	CRI	Order Code / Sipariş Kodu	Kelvin	20W 250mA lm	25W 350mA lm
895mm	CRI>80	102.LL.19318 . (...) . (...) . (...) . (...)	2700K	2101	2662
			3000K	2168	2748
			3500K	2202	2790
			4000K	2286	2897
			5000K	2319	2939
	CRI>90	102.LL.19318 . (...) . (...) . (...) . (...)	2700K	1765	2236
			3000K	1815	2300
			3500K	1849	2343
			4000K	1916	2428
Lenght / Uzunluk (A)	CRI	Order Code / Sipariş Kodu	Kelvin	24W 250mA lm	34W 350mA lm
1175mm	CRI>80	102.LL.19318 . (...) . (...) . (...) . (...)	2700K	2556	3388
			3000K	2638	3496
			3500K	2678	3550
			4000K	2781	3686
			5000K	2822	3740
	CRI>90	102.LL.19318 . (...) . (...) . (...) . (...)	2700K	2147	2845
			3000K	2208	2927
			3500K	2249	2981
			4000K	2331	3089
Lenght / Uzunluk (A)	CRI	Order Code / Sipariş Kodu	Kelvin	30W 250mA lm	43W 350mA lm
1455mm	CRI>80	102.LL.19318 . (...) . (...) . (...) . (...)	2700K	3263	4366
			3000K	3367	4505
			3500K	3419	4575
			4000K	3550	4750
			5000K	3602	4820
	CRI>90	102.LL.19318 . (...) . (...) . (...) . (...)	2700K	2740	3667
			3000K	2819	3772
			3500K	2871	3842
			4000K	2975	3981
Lenght / Uzunluk (A)	CRI	Order Code / Sipariş Kodu	Kelvin	36W 250mA lm	51W 350mA lm
1735mm	CRI>80	102.LL.19318 . (...) . (...) . (...) . (...)	2700K	4000	5328
			3000K	4128	5499
			3500K	4192	5584
			4000K	4352	5797
			5000K	4416	5882
	CRI>90	102.LL.19318 . (...) . (...) . (...) . (...)	2700K	3360	4475
			3000K	3456	4603
			3500K	3520	4689
			4000K	3648	4859
Lenght / Uzunluk (A)	CRI	Order Code / Sipariş Kodu	Kelvin	42W 250mA lm	58W 350mA lm
2015mm	CRI>80	102.LL.19318 . (...) . (...) . (...) . (...)	2700K	4764	6306
			3000K	4916	6508
			3500K	4992	6609
			4000K	5183	6861
			5000K	5259	6962
	CRI>90	102.LL.19318 . (...) . (...) . (...) . (...)	2700K	4001	5297
			3000K	4116	5449
			3500K	4192	5549
			4000K	4344	5751

2	Lenght / Uzunluk (A)	3	Watt - Driving Current / Watt - Sürüş Akımı	4		5	Product Color / Ürün Renk												
				CRI / Kelvin															
895mm	20W	20W (Direct) - 250mA	25W (Direct) - 350mA	827	CRI>80 - 2700K	927	CRI>90 - 2700K	 01 white											
								1175mm	24W	24W (Direct) - 250mA	830	CRI>80 - 3000K	930	CRI>90 - 3000K	 02 ral 9010				
	1455mm	30W	30W (Direct) - 250mA												835	CRI>80 - 3500K	935	CRI>90 - 3500K	 03 black
																			1735mm
	2015mm	36W	36W (Direct) - 250mA					850	CRI>80 - 5000K			 05 dark gray							
51W				51W (Direct) - 350mA	850	CRI>80 - 5000K								 06 special color					

Yatomi Surface Mounted

Yatomi Surface Mounted / I02.LL.19317



* Code example / Kod örneği:

I02.LL.19317 . 1175 . 034 . 830 . 01

- 1- Product code / Armatür kodu
- 2- Length / Uzunluk
- 3- Power / Güç
- 4- CRI / Kelvin
- 5- Colour / Ürün renk
- 6- Control type / Kontrol tipi

Surface Mounting Profile

Sıvaüstü Montaj Profili



Lenght / Uzunluk (A)	CRI	Order Code / Sipariş Kodu	Kelvin	20W 250mA lm	25W 350mA lm
895mm	CRI>80	I02.LL.19317 . (...) . (...) . (...) . (...)	2700K	2101	2662
			3000K	2168	2748
			3500K	2202	2790
			4000K	2286	2897
			5000K	2319	2939
1175mm	CRI>90	I02.LL.19317 . (...) . (...) . (...) . (...)	2700K	1765	2236
			3000K	1815	2300
			3500K	1849	2343
			4000K	1916	2428
			24W 250mA lm	34W 350mA lm	
1175mm	CRI>80	I02.LL.19317 . (...) . (...) . (...) . (...)	2700K	2556	3388
			3000K	2638	3496
			3500K	2678	3550
			4000K	2781	3686
			5000K	2822	3740
1455mm	CRI>90	I02.LL.19317 . (...) . (...) . (...) . (...)	2700K	2147	2845
			3000K	2208	2927
			3500K	2249	2981
			4000K	2331	3089
			24W 250mA lm	34W 350mA lm	
1455mm	CRI>80	I02.LL.19317 . (...) . (...) . (...) . (...)	2700K	3263	4366
			3000K	3367	4505
			3500K	3419	4575
			4000K	3550	4750
			5000K	3602	4820
1735mm	CRI>90	I02.LL.19317 . (...) . (...) . (...) . (...)	2700K	2740	3667
			3000K	2819	3772
			3500K	2871	3842
			4000K	2975	3981
			30W 250mA lm	43W 350mA lm	
1735mm	CRI>80	I02.LL.19317 . (...) . (...) . (...) . (...)	2700K	4000	5328
			3000K	4128	5499
			3500K	4192	5584
			4000K	4352	5797
			5000K	4416	5882
2015mm	CRI>90	I02.LL.19317 . (...) . (...) . (...) . (...)	2700K	3360	4475
			3000K	3456	4603
			3500K	3520	4689
			4000K	3648	4859
			36W 250mA lm	51W 350mA lm	
2015mm	CRI>80	I02.LL.19317 . (...) . (...) . (...) . (...)	2700K	4764	6306
			3000K	4916	6508
			3500K	4992	6609
			4000K	5183	6861
			5000K	5259	6962
2015mm	CRI>90	I02.LL.19317 . (...) . (...) . (...) . (...)	2700K	4001	5297
			3000K	4116	5449
			3500K	4192	5549
			4000K	4344	5751
			42W 250mA lm	58W 350mA lm	

2	Lenght / Uzunluk (A)	3	Watt - Driving Current / Watt - Sürüş Akımı	4	CRI / Kelvin	5	Product Color / Ürün Renk																
895mm	20W 25W	20W (Direct) - 250mA 25W (Direct) - 350mA	827 CRI>80 - 2700K	927 CRI>90 - 2700K	01 white																		
						1175mm	24W 34W	24W (Direct) - 250mA 34W (Direct) - 350mA	830 CRI>80 - 3000K	930 CRI>90 - 3000K	02 ral 9010												
												1455mm	30W 43W	30W (Direct) - 250mA 43W (Direct) - 350mA	835 CRI>80 - 3500K	935 CRI>90 - 3500K	03 black						
																		1735mm	36W 51W	36W (Direct) - 250mA 51W (Direct) - 350mA	840 CRI>80 - 4000K	940 CRI>90 - 4000K	04 gray
				06 special color																			

Yatomi Track Mounted

Yatomi Track Mounted / I02.LL.19316



* Code example / Kod örneği:

I02.LL.19316 . 1175 . 034 . 830 . 01
 1 2 3 4 5

- 1- Product code / Armatür kodu
- 2- Length / Uzunluk
- 3- Power / Güç
- 4- CRI / Kelvin
- 5- Colour / Ürün renk
- 6- Control type / Kontrol tipi

Track Adaptor

Ray Soketi



Length / Uzunluk (A)	CRI	Order Code / Sipariş Kodu	Kelvin	20W 250mA lm	25W 350mA lm
895mm	CRI>80	I02.LL.19316 . (...) . (...) . (...) . (...)	2700K	2101	2662
			3000K	2168	2748
			3500K	2202	2790
			4000K	2286	2897
			5000K	2319	2939
1175mm	CRI>90	I02.LL.19316 . (...) . (...) . (...) . (...)	2700K	1765	2236
			3000K	1815	2300
			3500K	1849	2343
			4000K	1916	2428
Length / Uzunluk (A)	CRI	Order Code / Sipariş Kodu	Kelvin	24W 250mA lm	34W 350mA lm
1175mm	CRI>80	I02.LL.19316 . (...) . (...) . (...) . (...)	2700K	2556	3388
			3000K	2638	3496
			3500K	2678	3550
			4000K	2781	3686
			5000K	2822	3740
1455mm	CRI>90	I02.LL.19316 . (...) . (...) . (...) . (...)	2700K	2147	2845
			3000K	2208	2927
			3500K	2249	2981
			4000K	2331	3089
Length / Uzunluk (A)	CRI	Order Code / Sipariş Kodu	Kelvin	30W 250mA lm	43W 350mA lm
1455mm	CRI>80	I02.LL.19316 . (...) . (...) . (...) . (...)	2700K	3263	4366
			3000K	3367	4505
			3500K	3419	4575
			4000K	3550	4750
			5000K	3602	4820
1735mm	CRI>90	I02.LL.19316 . (...) . (...) . (...) . (...)	2700K	2740	3667
			3000K	2819	3772
			3500K	2871	3842
			4000K	2975	3981
Length / Uzunluk (A)	CRI	Order Code / Sipariş Kodu	Kelvin	36W 250mA lm	51W 350mA lm
1735mm	CRI>80	I02.LL.19316 . (...) . (...) . (...) . (...)	2700K	4000	5328
			3000K	4128	5499
			3500K	4192	5584
			4000K	4352	5797
			5000K	4416	5882
2015mm	CRI>90	I02.LL.19316 . (...) . (...) . (...) . (...)	2700K	3360	4475
			3000K	3456	4603
			3500K	3520	4689
			4000K	3648	4859
Length / Uzunluk (A)	CRI	Order Code / Sipariş Kodu	Kelvin	42W 250mA lm	58W 350mA lm
2015mm	CRI>80	I02.LL.19316 . (...) . (...) . (...) . (...)	2700K	4764	6306
			3000K	4916	6508
			3500K	4992	6609
			4000K	5183	6861
			5000K	5259	6962
2015mm	CRI>90	I02.LL.19316 . (...) . (...) . (...) . (...)	2700K	4001	5297
			3000K	4116	5449
			3500K	4192	5549
			4000K	4344	5751

2	Length / Uzunluk (A)	3	Watt - Driving Current / Watt - Sürüş Akımı		4		CRI / Kelvin	5	
			20W	25W	24W	34W		827	927
895mm	20W 25W	20W (Direct) - 250mA 25W (Direct) - 350mA	24W	34W	827	927	01	01	white
			24W (Direct) - 250mA 34W (Direct) - 350mA	830	930				
1175mm	34W	34W (Direct) - 350mA	830	930	02	02	ral 9010		
1455mm	30W 43W	30W (Direct) - 250mA 43W (Direct) - 350mA	36W	51W	835	935	03	03	black
			36W (Direct) - 250mA 51W (Direct) - 350mA	840	940				
1735mm	51W	51W (Direct) - 350mA	840	940	04	04	gray		
2015mm	42W 58W	42W (Direct) - 250mA 58W (Direct) - 350mA	42W	58W	850	950	05	05	dark gray
			42W (Direct) - 250mA 58W (Direct) - 350mA	850	950				
							06	special color	

Yatomi Direct / Indirect



* Code example / Kod örneği:

102.LL.19319.1135.049.830.01

- 1- Product code / Armatür kodu
- 2- Length / Uzunluk
- 3- Power / Güç
- 4- CRI / Kelvin
- 5- Colour / Ürün renk
- 6- Control type / Kontrol tipi

Suspension Wire

Sarkıtma Teli



Suspension Profile


Sarkıtma Teli Bağlantı Profili



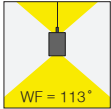
5 / Product Color / Ürün Renk



Technical Drawing / Teknik Çizim



Beam Angle / Işık Açısı









Product Data / Armatür Data	
Item No / Ürün Kod	102.LL.19319.1135.049.830.01
Family Name / Aile Adı	Yatomi
Material / Malzeme	Aluminium Profile / Alüminyum Profil
Form / Biçim	Linear / Lineer
Profile Width / Profil Geniřlięi	41mm
Profile Height / Profil Yükseklięi	84mm
Installation Type / Kurulum Türü	Suspendant / Sarkıt
Efficiency / Verimlilik	>72lm/W
CRI	80
Light Distribution / Işık Daęılımı	Symmetric Wide Flood / Simetrik Geniş Açı
Protection Rating / Koruma Sınıfı	20
Lifetime / Armatür Ömrü	L70 / B50 50000 h
Optic / Optik	Opal Diffuser / Opal Pleksi

Yatomi Direct / Indirect

Yatomi Direct / Indirect / I02.LL.19319

Lenght / Uzunluk (A)	CRI	Order Code / Sipariş Kodu	Kelvin	20W 250mA Im ↓	10W 250mA Im ↑	25W 350mA Im ↓	12W 350mA Im ↑
855mm	CRI>80	I02.LL.19319 . (...) . (...) . (...) . (...)	2700K	1206	837	1528	1045
			3000K	1245	864	1577	1078
			3500K	1265	877	1607	1095
			4000K	1313	911	1663	1137
			5000K	1332	924	1687	1153
	CRI>90	I02.LL.19319 . (...) . (...) . (...) . (...)	2700K	1013	703	1284	877
			3000K	1042	723	1320	904
			3500K	1062	736	1345	919
			4000K	1100	763	1394	953
Lenght / Uzunluk (A)	CRI	Order Code / Sipariş Kodu	Kelvin	24W 250mA Im ↓	12.5W 250mA Im ↑	34W 350mA Im ↓	15W 350mA Im ↑
1135mm	CRI>80	I02.LL.19319 . (...) . (...) . (...) . (...)	2700K	1467	1016	1945	1319
			3000K	1514	1049	2007	1361
			3500K	1538	1065	2038	1382
			4000K	1597	1106	2116	1435
			5000K	1620	1122	2147	1455
	CRI>90	I02.LL.19319 . (...) . (...) . (...) . (...)	2700K	1233	853	1633	1107
			3000K	1268	878	1680	1139
			3500K	1291	894	1711	1160
			4000K	1338	927	1773	1202
Lenght / Uzunluk (A)	CRI	Order Code / Sipariş Kodu	Kelvin	30W 250mA Im ↓	14W 250mA Im ↑	43W 350mA Im ↓	20W 350mA Im ↑
1415mm	CRI>80	I02.LL.19319 . (...) . (...) . (...) . (...)	2700K	1874	1211	2506	1794
			3000K	1934	1250	2586	1851
			3500K	1964	1269	2626	1880
			4000K	2039	1318	2727	1952
			5000K	2069	1337	2767	1980
	CRI>90	I02.LL.19319 . (...) . (...) . (...) . (...)	2700K	1574	1017	2105	1507
			3000K	1619	1046	2165	1550
			3500K	1649	1066	2205	1578
			4000K	1709	1104	2286	1636
Lenght / Uzunluk (A)	CRI	Order Code / Sipariş Kodu	Kelvin	36W 250mA Im ↓	17W 250mA Im ↑	51W 350mA Im ↓	24W 350mA Im ↑
1695mm	CRI>80	I02.LL.19319 . (...) . (...) . (...) . (...)	2700K	2297	1501	3059	2195
			3000K	2370	1550	3156	2265
			3500K	2407	1574	3205	2300
			4000K	2499	1634	3328	2388
			5000K	2535	1758	3377	2423
	CRI>90	I02.LL.19319 . (...) . (...) . (...) . (...)	2700K	1929	1261	2569	1843
			3000K	1984	1297	2643	1896
			3500K	2021	1321	2692	1931
			4000K	2094	1369	2789	2001
Lenght / Uzunluk (A)	CRI	Order Code / Sipariş Kodu	Kelvin	42W 250mA Im ↓	20W 250mA Im ↑	58W 350mA Im ↓	28W 350mA Im ↑
1975mm	CRI>80	I02.LL.19319 . (...) . (...) . (...) . (...)	2700K	2735	1804	3620	2587
			3000K	2823	1862	3736	2670
			3500K	2866	1890	3794	2711
			4000K	2976	1963	3939	2815
			5000K	3020	1992	3997	2856
	CRI>90	I02.LL.19319 . (...) . (...) . (...) . (...)	2700K	2297	1515	3041	2173
			3000K	2363	1559	3128	2235
			3500K	2407	1587	3186	2277
			4000K	2494	1645	3302	2359

2	Lenght / Uzunluk (A)	3	Watt - Driving Current / Watt - Sürüş Akımı	4		5	Product Color / Ürün Renk	
				CRI / Kelvin				
(...) / Complete Code / Komple Kod	855mm	30W 37W	20W (Direct) 10W (Indirect)- 250mA 25W (Direct) 12W (Indirect)- 350mA	827	CRI>80 - 2700K	927	CRI>90 - 2700K	 01 white
	1135mm	36.5W 49W	24W (Direct) 12.5W (Indirect)- 250mA 34W (Direct) 15W (Indirect)- 350mA	830	CRI>80 - 3000K	930	CRI>90 - 3000K	 02 ral 9010
	1415mm	44W 63W	30W (Direct) 14W (Indirect)- 250mA 43W (Direct) 20W (Indirect)- 350mA	835	CRI>80 - 3500K	935	CRI>90 - 3500K	 03 black
	1695mm	53W 75W	36W (Direct) 17W (Indirect)- 250mA 51W (Direct) 24W (Indirect)- 350mA	840	CRI>80 - 4000K	940	CRI>90 - 4000K	 04 gray
	1975mm	62W 86W	42W (Direct) 20W (Indirect)- 250mA 58W (Direct) 28W (Indirect)- 350mA	850	CRI>80 - 5000K			 05 dark gray
								 06 special color

LDT Files / LDT Dataları

Linea Led Series / Linea Led Serisi



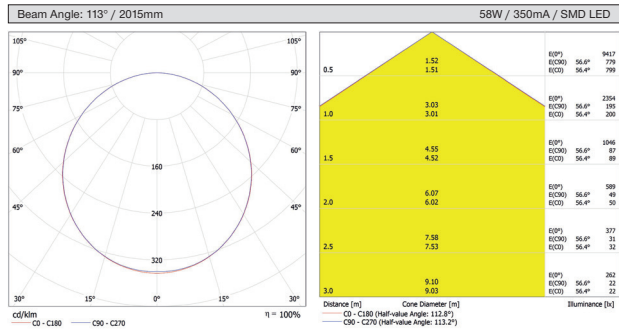
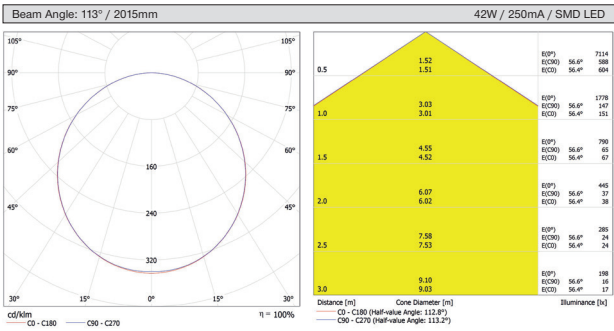
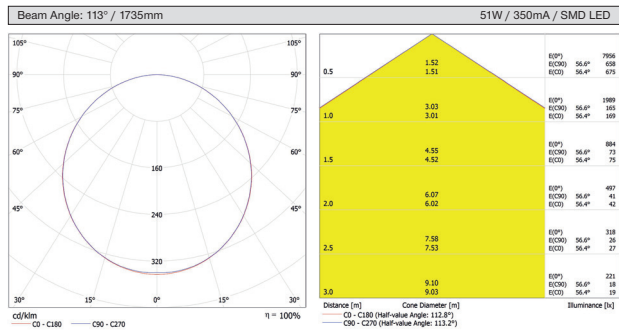
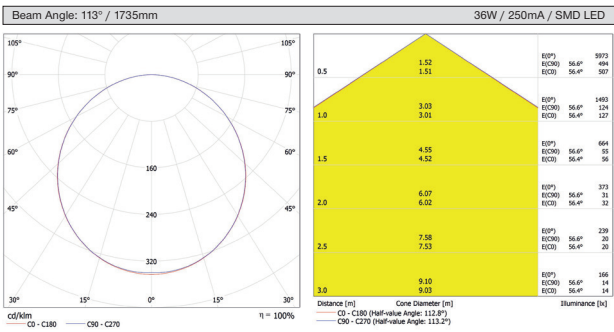
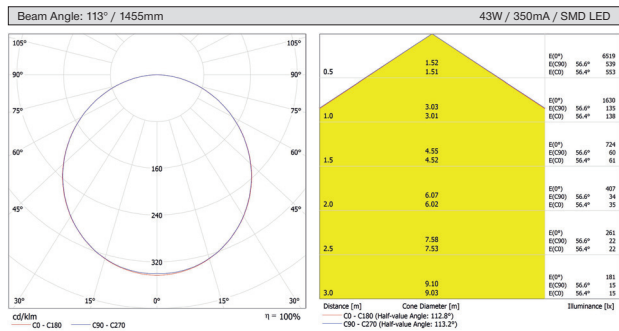
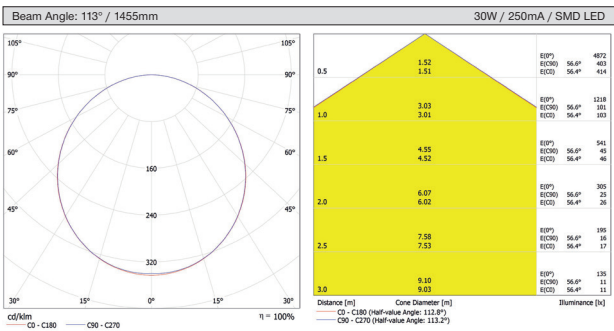
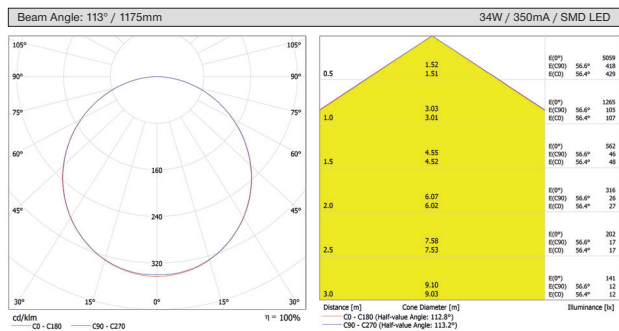
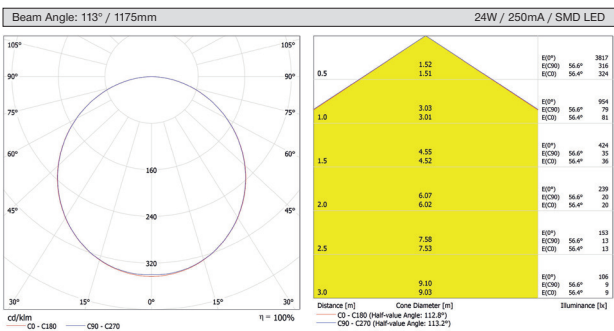
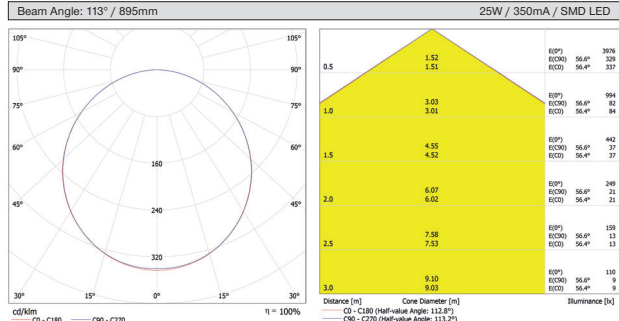
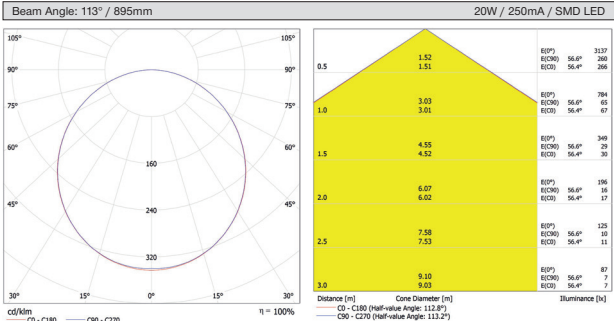
102.LL.19318



102.LL.19317



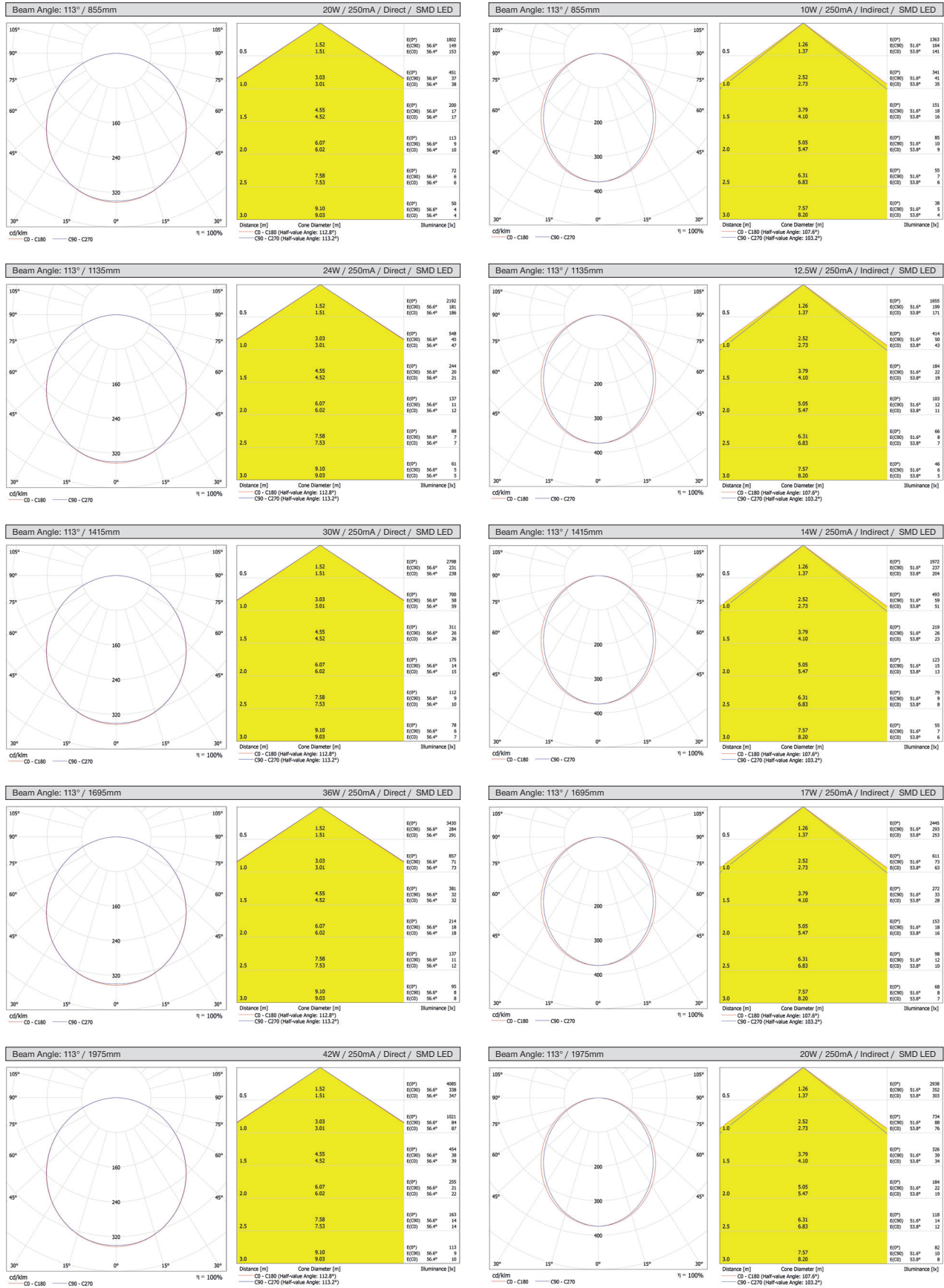
102.LL.19316



LDT Files / LDT Dataları



I02.LL.19319



LDT Files / LDT Dataları



102.LL.19319

Linea Led Series / Linea Led Serisi

