


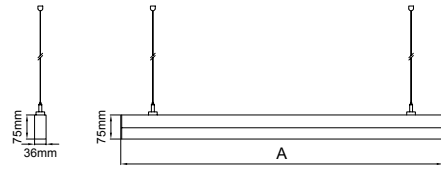
CUBICLINE Linea Led




5 / Product Color / Ürün Renk



Technical Drawing / Teknik Çizim



Beam Angle / Işık Açısı



Product Data / Armatür Data	
Item No / Ürün Kod	I02.LL.19445.1145.034.830.01
Family Name / Aile Adı	Cubicline
Material / Malzeme	Aluminium / Alüminyum
Form / Biçim	Linear / Lineer
Profile Width / Profil Geniřlięi	36mm
Profile Height / Profil Yükseklięi	75mm
Installation Type / Kurulum Türü	Suspendant / Sarkit
Efficiency / Verimlilik	>109lm/W
CRI	80
Light Distribution / Işık Daęılımı	Symmetric Wide Flood / Simetrik Geniş Açđ
Protection Rating / Koruma Sınıfı	20
Lifetime / Armatür Ömrü	L70 / B50 50000 h
Optic / Optik	Opal Diffuser / Opal Pleksi

Cubicline Suspendant

Cubicline Suspendant / I02.LL.19445



* Code example / Kod örneği:

I02.LL.19445 . 1145 . 034 . 830 . 01
 1 2 3 4 5

- 1- Product code / Armatür kodu
- 2- Lenght / Uzunluk
- 3- Power / Güç
- 4- CRI / Kelvin
- 5- Colour / Ürün renk
- 6- Control type / Kontrol tipi

Suspension Wire **Suspension Profile**
 Sarkıtma Teli Sarkıtma Teli Bağlantı Profili



Lenght / Uzunluk (A)	CRI	Order Code / Sipariş Kodu	Kelvin	24W 250mA lm	34W 350mA lm
1145mm	CRI>80	I02.LL.19445 . (...) . (...) . (...) . (...)	2700K	2419	3394
			3000K	2496	3502
			3500K	2535	3556
			4000K	2633	3694
			5000K	2670	3746
1145mm	CRI>90	I02.LL.19445 . (...) . (...) . (...) . (...)	2700K	2031	2850
			3000K	2089	2932
			3500K	2128	2986
			4000K	2205	3095
			4000K	2205	3095
Lenght / Uzunluk (A)	CRI	Order Code / Sipariş Kodu	Kelvin	30W 250mA lm	42W 350mA lm
1425mm	CRI>80	I02.LL.19445 . (...) . (...) . (...) . (...)	2700K	3082	4274
			3000K	3180	4410
			3500K	3229	4479
			4000K	3354	4652
			5000K	3401	4717
1425mm	CRI>90	I02.LL.19445 . (...) . (...) . (...) . (...)	2700K	2588	3589
			3000K	2662	3692
			3500K	2712	3761
			4000K	2810	3897
			4000K	2810	3897
Lenght / Uzunluk (A)	CRI	Order Code / Sipariş Kodu	Kelvin	36W 250mA lm	51W 350mA lm
1705mm	CRI>80	I02.LL.19445 . (...) . (...) . (...) . (...)	2700K	3768	5289
			3000K	3888	5457
			3500K	3949	5542
			4000K	4101	5756
			5000K	4159	5837
1705mm	CRI>90	I02.LL.19445 . (...) . (...) . (...) . (...)	2700K	3164	4442
			3000K	3255	4569
			3500K	3316	4654
			4000K	3436	4822
			4000K	3436	4822
Lenght / Uzunluk (A)	CRI	Order Code / Sipariş Kodu	Kelvin	42W 250mA lm	59W 350mA lm
1985mm	CRI>80	I02.LL.19445 . (...) . (...) . (...) . (...)	2700K	4478	6233
			3000K	4620	6431
			3500K	4692	6531
			4000K	4873	6784
			5000K	4942	6879
1985mm	CRI>90	I02.LL.19445 . (...) . (...) . (...) . (...)	2700K	3760	5234
			3000K	3868	5384
			3500K	3940	5485
			4000K	4083	5683
			4000K	4083	5683

2	Lenght / Uzunluk (A)	3	Watt - Driving Current / Watt - Sürüş Akımı	4		5	Product Color / Ürün Renk
				CRI / Kelvin	CRI / Kelvin		
1145mm	24W 34W	24W (Direct) - 250mA 34W (Direct) - 350mA	827	CRI>80 - 2700K	927	CRI>90 - 2700K	01 white
							02 ral 9010
1425mm	30W 42W	30W (Direct) - 250mA 42W (Direct) - 350mA	830	CRI>80 - 3000K	930	CRI>90 - 3000K	03 black
							04 gray
1705mm	36W 51W	36W (Direct) - 250mA 51W (Direct) - 350mA	835	CRI>80 - 3500K	935	CRI>90 - 3500K	05 dark gray
							06 special color
1985mm	42W 59W	42W (Direct) - 250mA 59W (Direct) - 350mA	840	CRI>80 - 4000K	940	CRI>90 - 4000K	
				850			

Cubicline Surface Mounted

Cubicline Surface Mounted / I02.LL.19446



* Code example / Kod örneği:

I02.LL.19446 . 1145 . 034 . 830 . 01

- 1- Product code / Armatür kodu
- 2- Length / Uzunluk
- 3- Power / Güç
- 4- CRI / Kelvin
- 5- Colour / Ürün renk
- 6- Control type / Kontrol tipi

Surface Mounting Profile
Sıvaüstü Montaj Profili



Lenght / Uzunluk (A)	CRI	Order Code / Sipariş Kodu	Kelvin	24W 250mA lm	34W 350mA lm
1145mm	CRI>80	I02.LL.19446 . (...) . (...) . (...) . (...)	2700K	2419	3394
			3000K	2496	3502
			3500K	2535	3556
			4000K	2633	3694
			5000K	2670	3746
1145mm	CRI>90	I02.LL.19446 . (...) . (...) . (...) . (...)	2700K	2031	2850
			3000K	2089	2932
			3500K	2128	2986
			4000K	2205	3095
			4000K	2205	3095
Lenght / Uzunluk (A)	CRI	Order Code / Sipariş Kodu	Kelvin	30W 250mA lm	42W 350mA lm
1425mm	CRI>80	I02.LL.19446 . (...) . (...) . (...) . (...)	2700K	3082	4274
			3000K	3180	4410
			3500K	3229	4479
			4000K	3354	4652
			5000K	3401	4717
1425mm	CRI>90	I02.LL.19446 . (...) . (...) . (...) . (...)	2700K	2588	3589
			3000K	2662	3692
			3500K	2712	3761
			4000K	2810	3897
			4000K	2810	3897
Lenght / Uzunluk (A)	CRI	Order Code / Sipariş Kodu	Kelvin	36W 250mA lm	51W 350mA lm
1705mm	CRI>80	I02.LL.19446 . (...) . (...) . (...) . (...)	2700K	3768	5289
			3000K	3888	5457
			3500K	3949	5542
			4000K	4101	5756
			5000K	4159	5837
1705mm	CRI>90	I02.LL.19446 . (...) . (...) . (...) . (...)	2700K	3164	4442
			3000K	3255	4569
			3500K	3316	4654
			4000K	3436	4822
			4000K	3436	4822
Lenght / Uzunluk (A)	CRI	Order Code / Sipariş Kodu	Kelvin	42W 250mA lm	59W 350mA lm
1985mm	CRI>80	I02.LL.19446 . (...) . (...) . (...) . (...)	2700K	4478	6233
			3000K	4620	6431
			3500K	4692	6531
			4000K	4873	6784
			5000K	4942	6879
1985mm	CRI>90	I02.LL.19446 . (...) . (...) . (...) . (...)	2700K	3760	5234
			3000K	3868	5384
			3500K	3940	5485
			4000K	4083	5683
			4000K	4083	5683

2	Lenght / Uzunluk (A)	3	Watt - Driving Current / Watt - Sürüş Akımı	4	CRI / Kelvin	5	Product Color / Ürün Renk			
(...) / Complete Code / Komple Kod	1145mm	24W	24W (Direct) - 250mA	827	CRI>80 - 2700K	927	CRI>90 - 2700K	<input type="checkbox"/>	01	white
		34W	34W (Direct) - 350mA					<input type="checkbox"/>	02	ral 9010
	1425mm	30W	30W (Direct) - 250mA	830	CRI>80 - 3000K	930	CRI>90 - 3000K	<input type="checkbox"/>	03	black
		42W	42W (Direct) - 350mA					<input type="checkbox"/>	04	gray
	1705mm	36W	36W (Direct) - 250mA	835	CRI>80 - 3500K	935	CRI>90 - 3500K	<input type="checkbox"/>	05	dark gray
	1985mm	51W	51W (Direct) - 350mA	840	CRI>80 - 4000K	940	CRI>90 - 4000K	<input type="checkbox"/>	06	special color
		42W	42W (Direct) - 250mA					<input type="checkbox"/>	06	special color
			59W	59W (Direct) - 350mA	850	CRI>80 - 5000K				

Cubicline Track Mounted

Cubicline Track Mounted / I02.LL.19447



* Code example / Kod örneği:

I02.LL.19447 . 1145 . 034 . 830 . 01
 1 2 3 4 5

- 1- Product code / Armatür kodu
- 2- Length / Uzunluk
- 3- Power / Güç
- 4- CRI / Kelvin
- 5- Colour / Ürün renk
- 6- Control type / Kontrol tipi

Track Adaptor

Ray Soketi



Length / Uzunluk (A)	CRI	Order Code / Sipariş Kodu	Kelvin	24W 250mA lm	34W 350mA lm
1145mm	CRI>80	I02.LL.19447 . (...) . (...) . (...) . (...)	2700K	2419	3394
			3000K	2496	3502
			3500K	2535	3556
			4000K	2633	3694
			5000K	2670	3746
1145mm	CRI>90	I02.LL.19447 . (...) . (...) . (...) . (...)	2700K	2031	2850
			3000K	2089	2932
			3500K	2128	2986
			4000K	2205	3095
			4000K	2205	3095
Length / Uzunluk (A)	CRI	Order Code / Sipariş Kodu	Kelvin	30W 250mA lm	42W 350mA lm
1425mm	CRI>80	I02.LL.19447 . (...) . (...) . (...) . (...)	2700K	3082	4274
			3000K	3180	4410
			3500K	3229	4479
			4000K	3354	4652
			5000K	3401	4717
1425mm	CRI>90	I02.LL.19447 . (...) . (...) . (...) . (...)	2700K	2588	3589
			3000K	2662	3692
			3500K	2712	3761
			4000K	2810	3897
			4000K	2810	3897
Length / Uzunluk (A)	CRI	Order Code / Sipariş Kodu	Kelvin	36W 250mA lm	51W 350mA lm
1705mm	CRI>80	I02.LL.19447 . (...) . (...) . (...) . (...)	2700K	3768	5289
			3000K	3888	5457
			3500K	3949	5542
			4000K	4101	5756
			5000K	4159	5837
1705mm	CRI>90	I02.LL.19447 . (...) . (...) . (...) . (...)	2700K	3164	4442
			3000K	3255	4569
			3500K	3316	4654
			4000K	3436	4822
			4000K	3436	4822
Length / Uzunluk (A)	CRI	Order Code / Sipariş Kodu	Kelvin	42W 250mA lm	59W 350mA lm
1985mm	CRI>80	I02.LL.19447 . (...) . (...) . (...) . (...)	2700K	4478	6233
			3000K	4620	6431
			3500K	4692	6531
			4000K	4873	6784
			5000K	4942	6879
1985mm	CRI>90	I02.LL.19447 . (...) . (...) . (...) . (...)	2700K	3760	5234
			3000K	3868	5384
			3500K	3940	5485
			4000K	4083	5683
			4000K	4083	5683

2	Length / Uzunluk (A)	3	Watt - Driving Current / Watt - Sürüş Akımı		4		CRI / Kelvin		5		Product Color / Ürün Renk									
			24W	34W	30W	42W	827	927	830	930	835	935	840	940	850	940				
(...)	/ Complete Code / Komple Kod	1145mm	24W	34W	30W	42W	827	927	830	930	835	935	840	940	850	940				
			24W (Direct) - 250mA	34W (Direct) - 350mA	30W (Direct) - 250mA	42W (Direct) - 350mA	CRI>80 - 2700K	CRI>90 - 2700K	CRI>80 - 3000K	CRI>90 - 3000K	CRI>80 - 3500K	CRI>90 - 3500K	CRI>80 - 4000K	CRI>90 - 4000K	CRI>80 - 5000K	CRI>90 - 4000K				
			01	02	03	04	05	06	01	02	03	04	05	06	01	02	03	04	05	06
			white	ral 9010	black	gray	dark gray	special color	white	ral 9010	black	gray	dark gray	special color	white	ral 9010	black	gray	dark gray	special color
			01	02	03	04	05	06	01	02	03	04	05	06	01	02	03	04	05	06