


SPADE Linea Led




SPADE is new generation Avolux panel fixture with super slim design with plastic reflector optic that gives ultra high efficient light output. Designed for illuminating various work areas like offices, hospitals, cliniques, schools, govermental buildings etc. Can be easily mounted to suspended ceilings with visible T-bars and false ceiling systems.

SMD board technology inside together with high efficient optics maximize the efficiency up to 148lm/W.

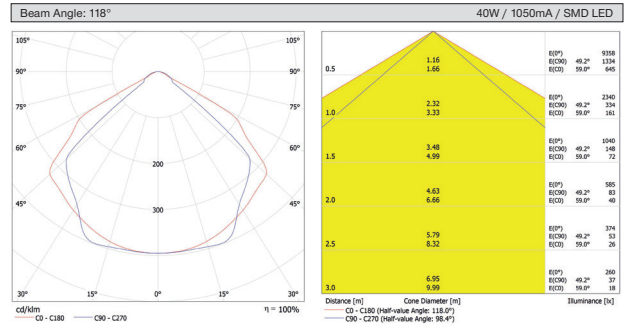
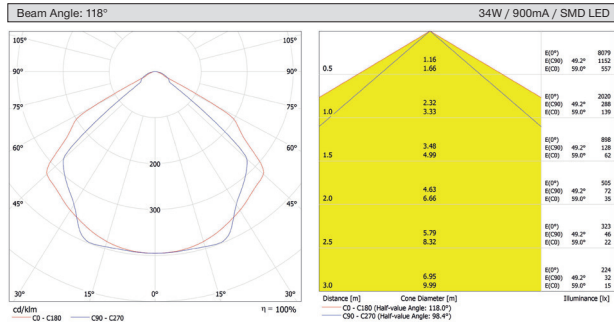
SPADE Avolux yeni jenerasyon panel armatür serisine dahildir. İnce yapılı gövde yapısı ve özel tasarım plastik reflektör optik sayesinde ekstra yüksek lm/W verim elde edilir. Ofis, okul, hastane, klinik, kamu binaları gibi birçok farklı projede tercih edilebilir. T-Profil tavanlara ve alçıpan tavan sistemlerine kolayca uygulanabilir.

Armatür içerisine uygulanan SMD Led teknolojisi ve verimli optik yapısı sayesinde 148lm/W'a kadar verimlilik sağlanır.

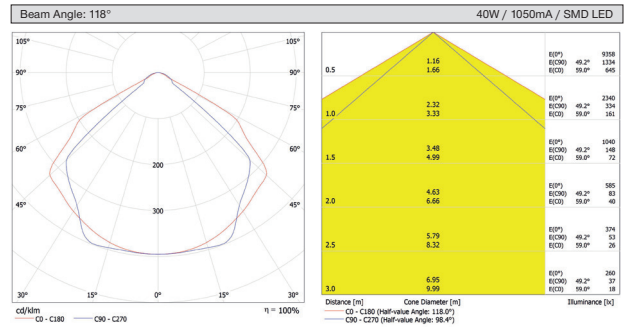
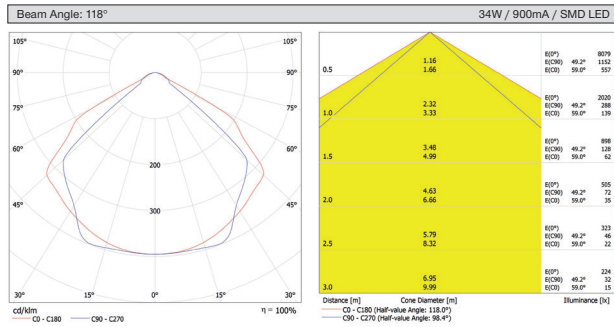
LDT Files / LDT Dataları



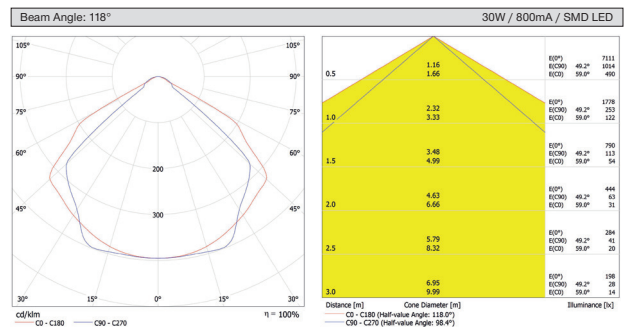
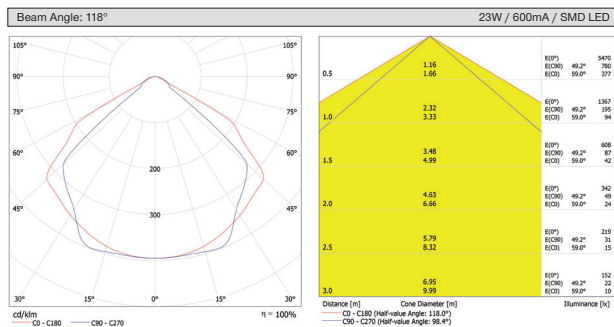
I02.LL.19794



I02.LL.19894



I02.LL.19893



Linea Led Series / Linea Led Serisi

Spade / I02.LL.19794

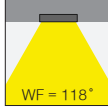


Lenght / Uzunluk (A)	CRI	Order Code / Sipariş Kodu	Kelvin	34W 900mA lm	40W 1050mA lm
595x595mm	CRI>80	I02.LL.19794 . (...) . (...) . (...) . (...)	2700K	4522	5187
			3000K	4692	5382
			3500K	4948	5676
			4000K	5119	5930
			5000K	5170	5872
CRI>90	I02.LL.19794 . (...) . (...) . (...) . (...)	2700K	3992	4580	
		3000K	4010	4600	
		3500K	4095	4697	
		4000K	4180	4795	

* Code example / Kod örneği:

I02.LL.19794 . 040 . 830 . 01 . V1
 1 2 3 4 5

- 1- Product code / Armatür kodu
- 2- Power / Güç
- 3- CRI / Kelvin
- 4- Colour / Ürün renk
- 5- Ceiling Type / Tavan tipi
- 6- Control type / Kontrol tipi



Spade / I02.LL.19894

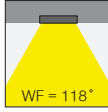


Lenght / Uzunluk (A)	CRI	Order Code / Sipariş Kodu	Kelvin	34W 900mA lm	40W 1050mA lm
595x595mm	CRI>80	I02.LL.19894 . (...) . (...) . (...) . (...)	2700K	4522	5187
			3000K	4692	5382
			3500K	4948	5676
			4000K	5119	5930
			5000K	5170	5872
CRI>90	I02.LL.19894 . (...) . (...) . (...) . (...)	2700K	3992	4580	
		3000K	4010	4600	
		3500K	4095	4697	
		4000K	4180	4795	

* Code example / Kod örneği:

I02.LL.19894 . 040 . 830 . 01 . V1
 1 2 3 4 5

- 1- Product code / Armatür kodu
- 2- Power / Güç
- 3- CRI / Kelvin
- 4- Colour / Ürün renk
- 5- Ceiling Type / Tavan tipi
- 6- Control type / Kontrol tipi



Spade / I02.LL.19893

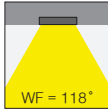


Lenght / Uzunluk (A)	CRI	Order Code / Sipariş Kodu	Kelvin	23W 600mA lm	30W 800mA lm
595x595mm	CRI>80	I02.LL.19893 . (...) . (...) . (...) . (...)	2700K	3061	3980
			3000K	3177	4130
			3500K	3350	4355
			4000K	3466	4506
			5000K	3500	4551
CRI>90	I02.LL.19893 . (...) . (...) . (...) . (...)	2700K	2703	3514	
		3000K	2715	3530	
		3500K	2772	3604	
		4000K	2830	3680	

* Code example / Kod örneği:

I02.LL.19893 . 030 . 830 . 01 . V1
 1 2 3 4 5

- 1- Product code / Armatür kodu
- 2- Power / Güç
- 3- CRI / Kelvin
- 4- Colour / Ürün renk
- 5- Ceiling Type / Tavan tipi
- 6- Control type / Kontrol tipi




Lenght / Uzunluk (A)	2	Watt - Driving Current / Watt - Sürüş Akımı	3		4	Product Color / Ürün Renk		
			CRI	Kelvin				
595x595mm	34W 40W	34W (Direct) - 900mA	827	CRI>80 - 2700K	927	CRI>90 - 2700K	01	white
		40W (Direct) - 1050mA					930	CRI>90 - 3000K
	23W 30W	23W (Direct) - 600mA	835	CRI>80 - 3500K	935	CRI>90 - 3500K	03	black
							30W (Direct) - 800mA	840
	30W	30W (Direct) - 800mA	850	CRI>80 - 5000K	940	CRI>90 - 4000K	05	
							06	special color

Spade


5- Modular Ceiling / Taşyünü Asma Tavan



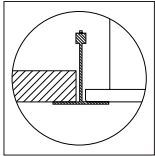
Ordering Code : I02.LL.19794.V1



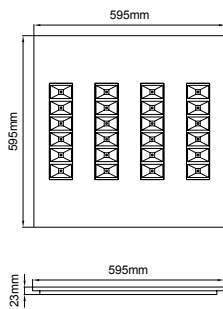
Ordering Code : I02.LL.19894.V1




Ordering Code : I02.LL.19893.V1




Product Technical Drawing / Ürün Teknik Çizimi




5- Gypsum Ceiling / Alçı Tavan



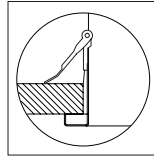
Ordering Code : I02.LL.19794.V2




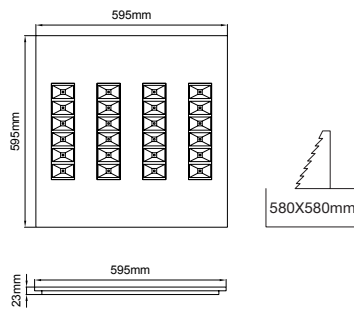
Ordering Code : I02.LL.19894.V2



Ordering Code : I02.LL.19893.V2



Product Technical Drawing / Ürün Teknik Çizimi



Super slim design with only 23mm depth.
Sadece 23mm derinliğe sahip süper ince gövde yapısı.